

## 兔抗 NUDCD3 多克隆抗体

中文名称：兔抗 NUDCD3 多克隆抗体

英文名称：Anti-NUDCD3 rabbit polyclonal antibody

别名：NudCL

相关类别：一抗

抗原：NUDCD3

储存：冷冻（-20℃）

宿主：Rabbit

反应种属：Human, Mouse

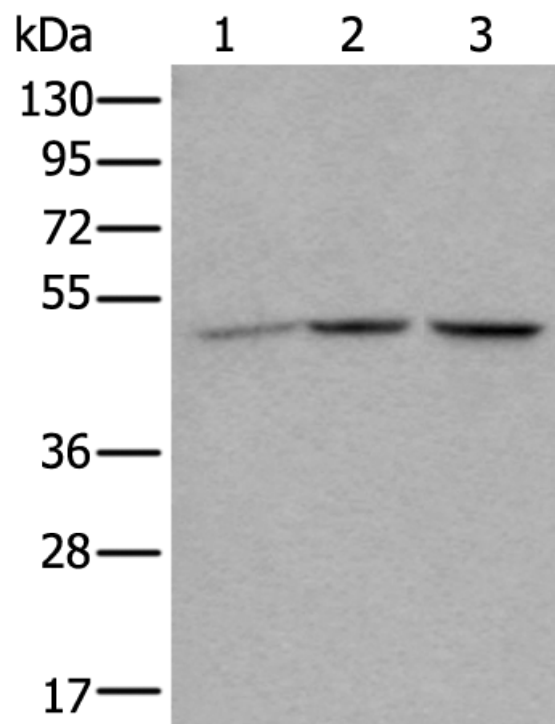
标记物：Unconjugate

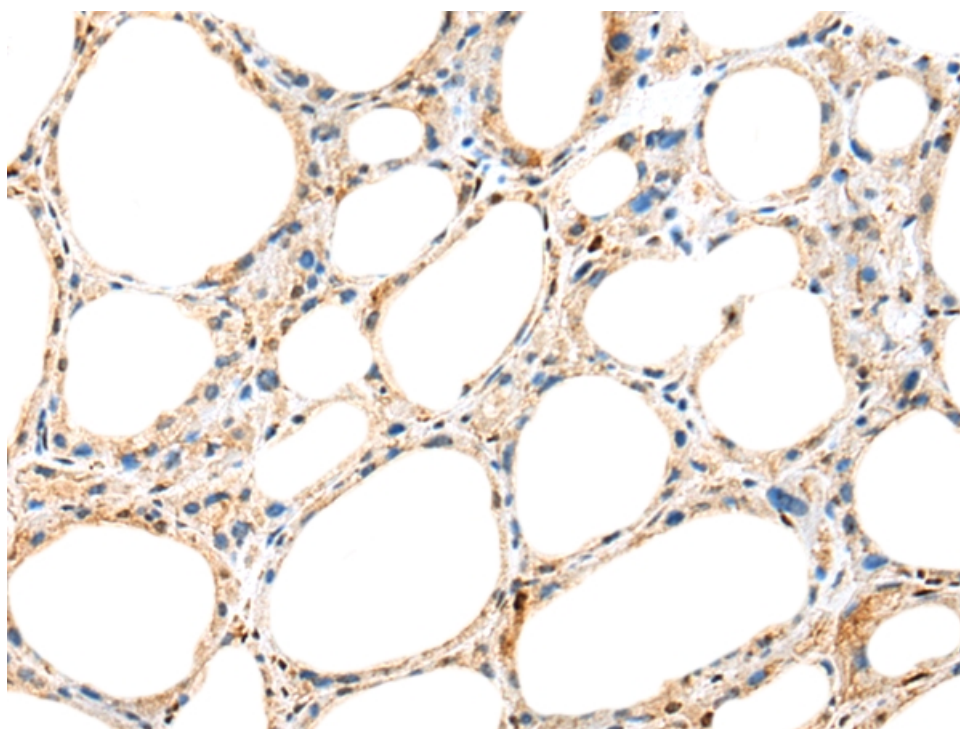
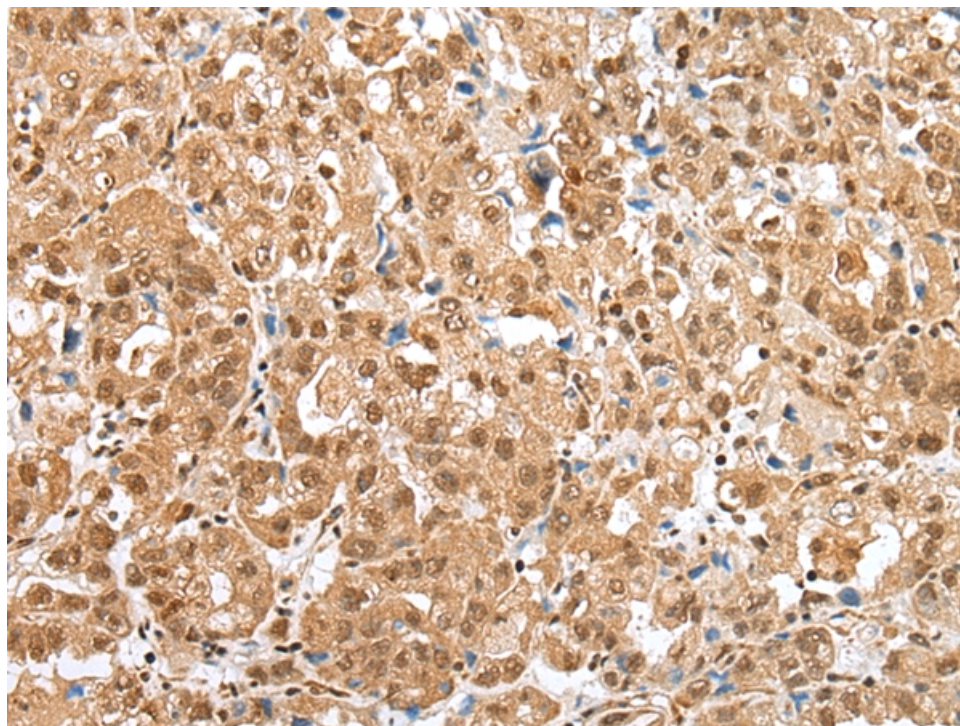
克隆类型：rabbit polyclonal

技术规格

<b>Background:</b>	The product of this gene functions to maintain the stability of dynein intermediate chain. Depletion of this gene product results in aggregation and degradation of dynein intermediate chain, mislocalization of the dynein complex from kinetochores, spindle microtubules, and spindle poles, and loss of gamma-tubulin from spindle poles. The protein localizes to the Golgi apparatus during interphase, and levels of the protein increase after the G1/S transition.
<b>Applications:</b>	ELISA, WB, IHC
<b>Name of antibody:</b>	NUDCD3
<b>Immunogen:</b>	Fusion protein of human NUDCD3
<b>Full name:</b>	NudC domain containing 3
<b>Synonyms:</b>	NudCL

<b>SwissProt:</b>	Q8IVD9
<b>IHC positive control:</b>	Human ovarian cancer and human thyroid cancer
<b>IHC Recommend dilution:</b>	25-100
<b>WB Predicted band size:</b>	41 kDa
<b>WB Positive control:</b>	Hela and 231 cell, Human cerebrum tissue lysates
<b>WB Recommended dilution:</b>	200-1000





**mlbio** 梅联生物  
Good elisakit producers